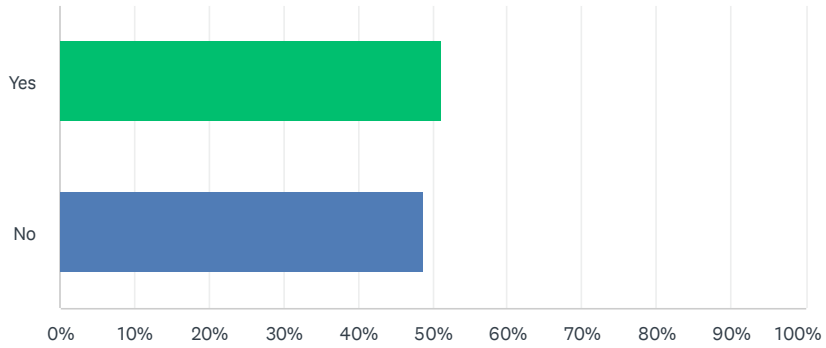


Q1 Is your school still requiring you to perform contact tracing?

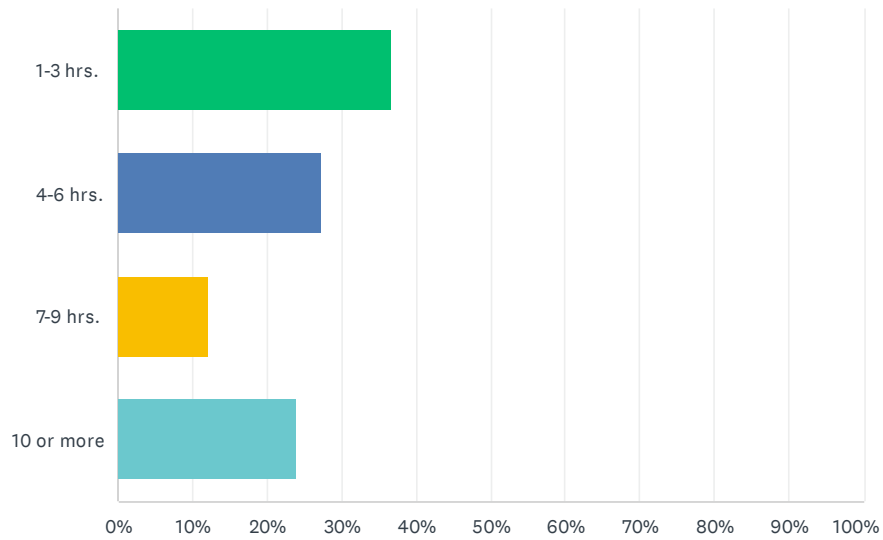
Answered: 674 Skipped: 2



ANSWER CHOICES	RESPONSES	
Yes	51.19%	345
No	48.81%	329
TOTAL		674

Q2 How many hours did you spend, or are spending, on contact tracing per week?

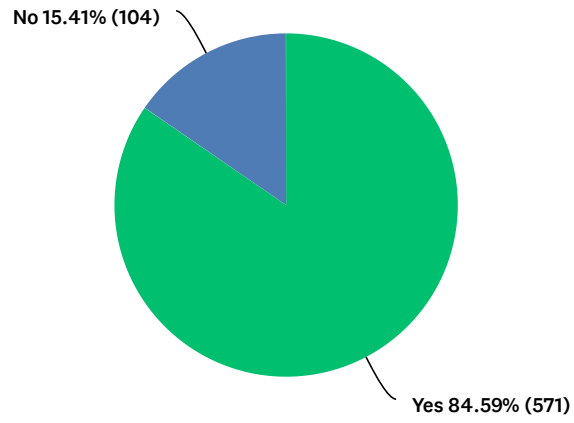
Answered: 623 Skipped: 53



ANSWER CHOICES	RESPONSES	
1-3 hrs.	36.60%	228
4-6 hrs.	27.29%	170
7-9 hrs.	12.20%	76
10 or more	23.92%	149
TOTAL		623

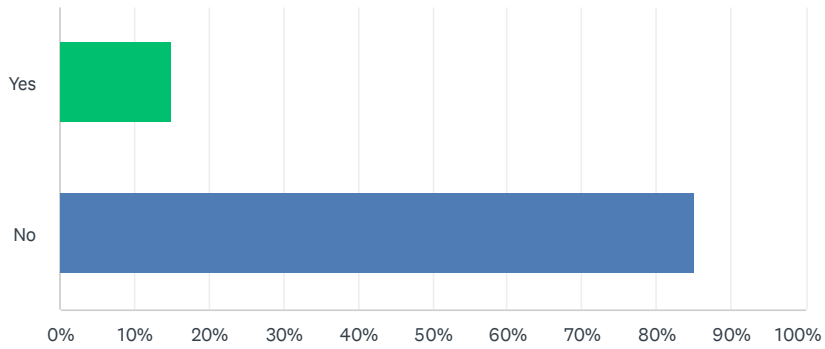
Q3 Have your professional duties been sidelined to fulfill COVID-related work? If yes, explain.

Answered: 675 Skipped: 1



Q4 Assuming such additional COVID-related work hours are recorded, have these additional work hours for administrators such as yourself been addressed in negotiations / collective bargaining / COVID stipend pay or comp pay? Please elaborate in the comment box.

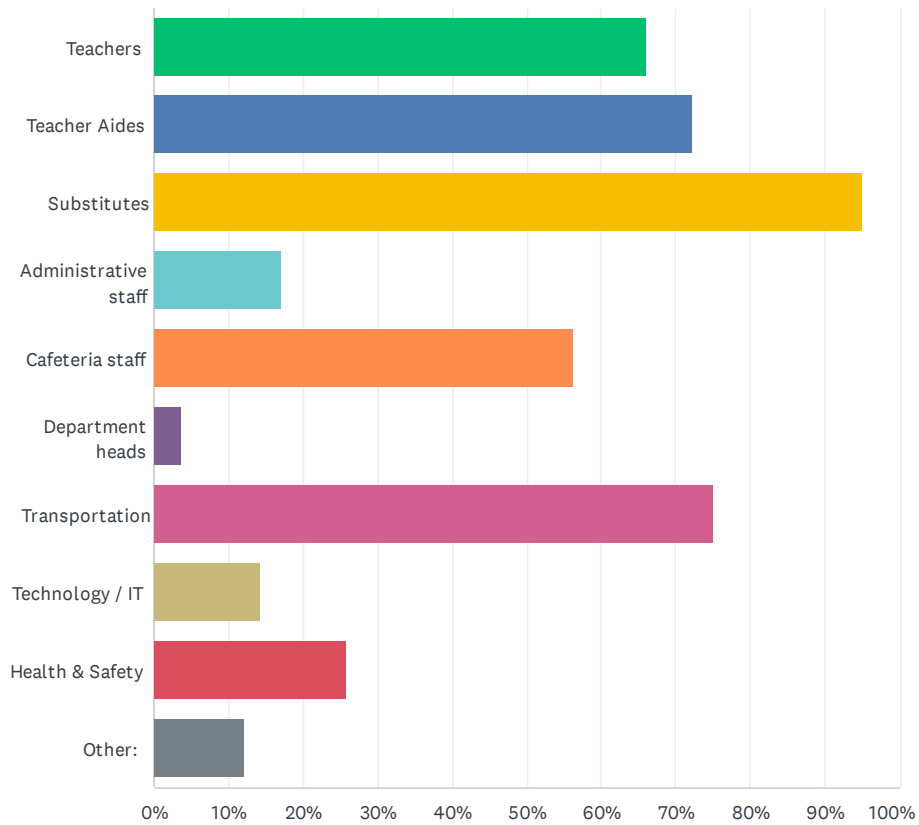
Answered: 668 Skipped: 8



ANSWER CHOICES	RESPONSES	
Yes	14.82%	99
No	85.18%	569
TOTAL		668

Q5 Regarding staffing, if your district/BOCES is experiencing shortages, choose all areas where there are significant staffing needs.

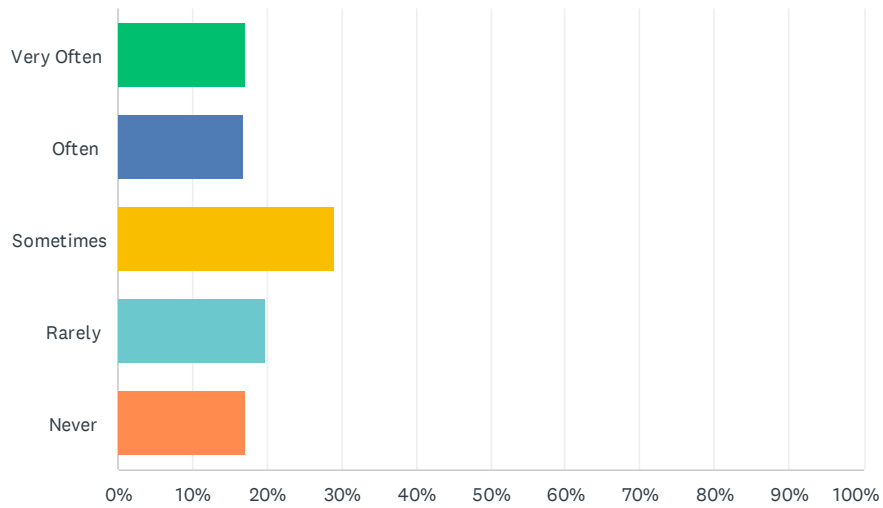
Answered: 676 Skipped: 0



ANSWER CHOICES	RESPONSES	
Teachers	66.12%	447
Teacher Aides	72.19%	488
Substitutes	95.12%	643
Administrative staff	17.16%	116
Cafeteria staff	56.36%	381
Department heads	3.55%	24
Transportation	75.00%	507
Technology / IT	14.20%	96
Health & Safety	25.89%	175
Other:	12.13%	82
Total Respondents: 676		

Q6 How often have you had to substitute in classrooms this school year due to staff shortages?

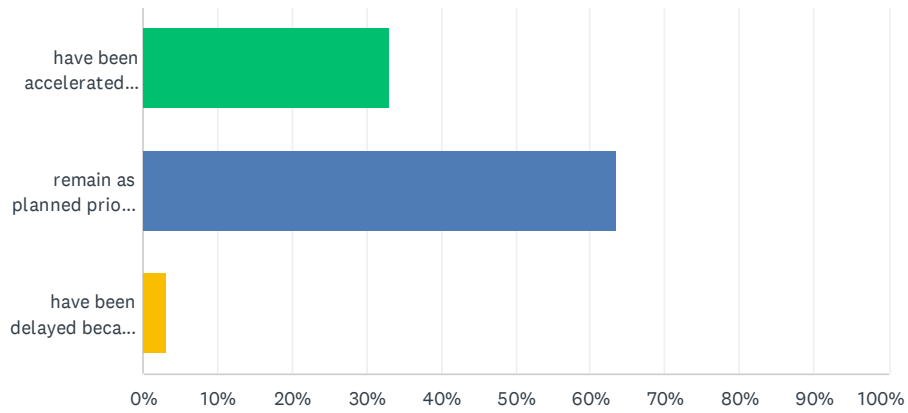
Answered: 670 Skipped: 6



ANSWER CHOICES	RESPONSES	
Very Often	17.16%	115
Often	16.87%	113
Sometimes	28.96%	194
Rarely	19.85%	133
Never	17.16%	115
TOTAL		670

Q9 What best describes your retirement plans: My retirement plans ...

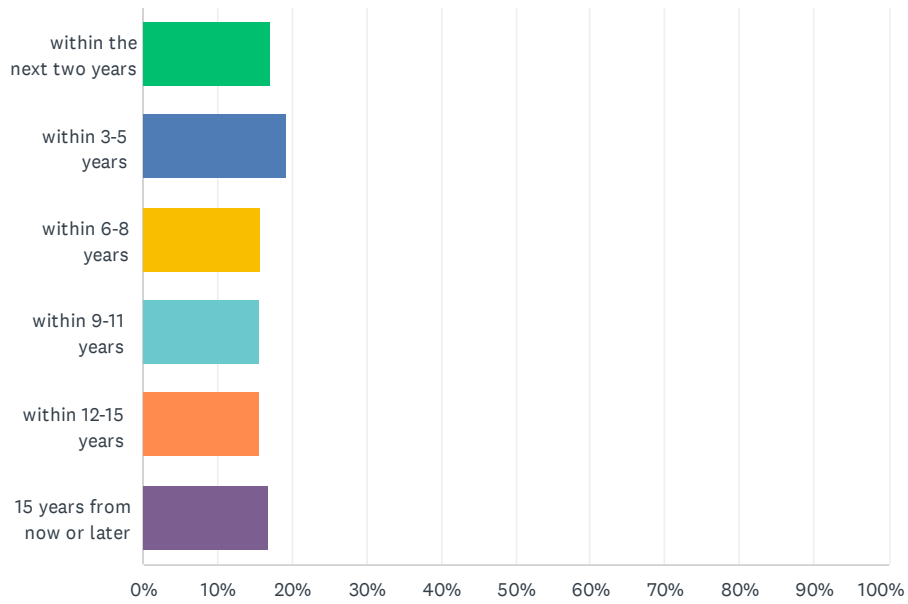
Answered: 671 Skipped: 5



ANSWER CHOICES	RESPONSES	
have been accelerated because of the pandemic.	33.08%	222
remain as planned prior to the pandemic.	63.64%	427
have been delayed because of the pandemic – I will work longer than originally planned.	3.28%	22
TOTAL		671

Q10 Please elaborate on your retirement plans: I plan on retiring ...

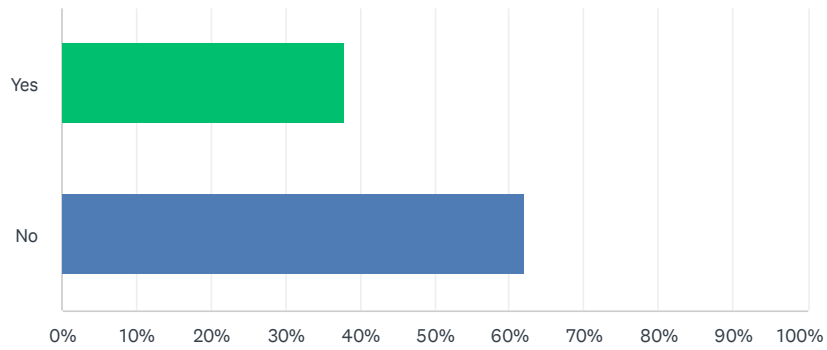
Answered: 672 Skipped: 4



ANSWER CHOICES	RESPONSES	
within the next two years	16.96%	114
within 3-5 years	19.20%	129
within 6-8 years	15.77%	106
within 9-11 years	15.63%	105
within 12-15 years	15.63%	105
15 years from now or later	16.82%	113
TOTAL		672

Q11 Do you feel that you have been appropriately consulted about how to use federal COVID-relief funds in your area of responsibility?

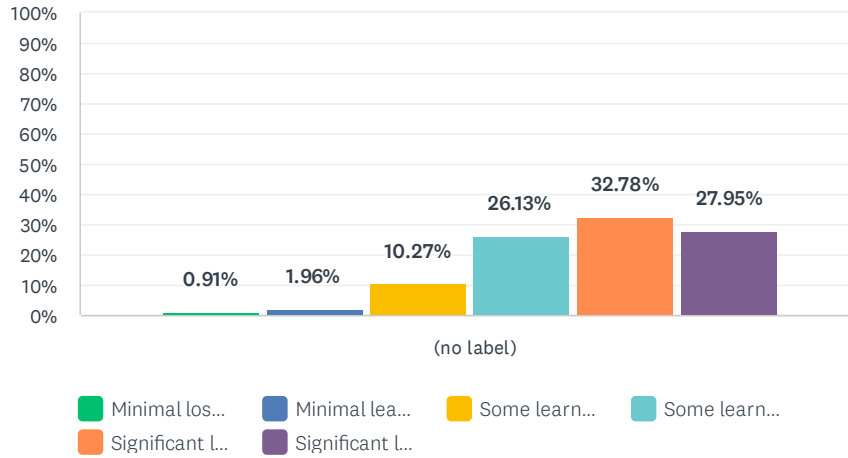
Answered: 649 Skipped: 27



ANSWER CHOICES	RESPONSES	
Yes	37.90%	246
No	62.10%	403
TOTAL		649

Q12 In your opinion, what, if any, degree of student learning loss/delay has been experienced among the student body in your area of supervision?

Answered: 662 Skipped: 14

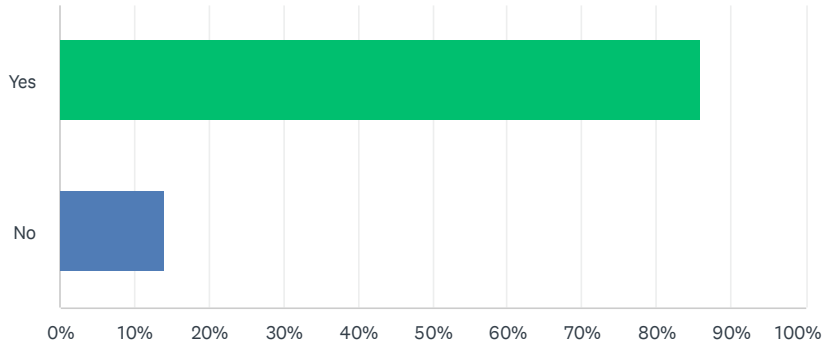


	MINIMAL LOSS AMONG CERTAIN POPULATIONS (1)	MINIMAL LEARNING LOSS ACROSS THE GENERAL POPULATION (2)	SOME LEARNING LOSS AMONG CERTAIN POPULATIONS (3)	SOME LEARNING LOSS ACROSS THE GENERAL POPULATION (4)	SIGNIFICANT LEARNING LOSS AMONG CERTAIN POPULATIONS (5)	SIGNIFICANT LEARNING LOSS ACROSS THE GENERAL POPULATION (6)	TOTAL	WE AVE
(no label)	0.91%	1.96%	10.27%	26.13%	32.78%	27.95%	662	
	6	13	68	173	217	185		

BASIC STATISTICS				
Minimum	Maximum	Median	Mean	Standard Deviation
1.00	6.00	5.00	4.72	1.09

Q13 Have you noticed an increase in student behavioral issues this year, now that most students are back in school buildings?

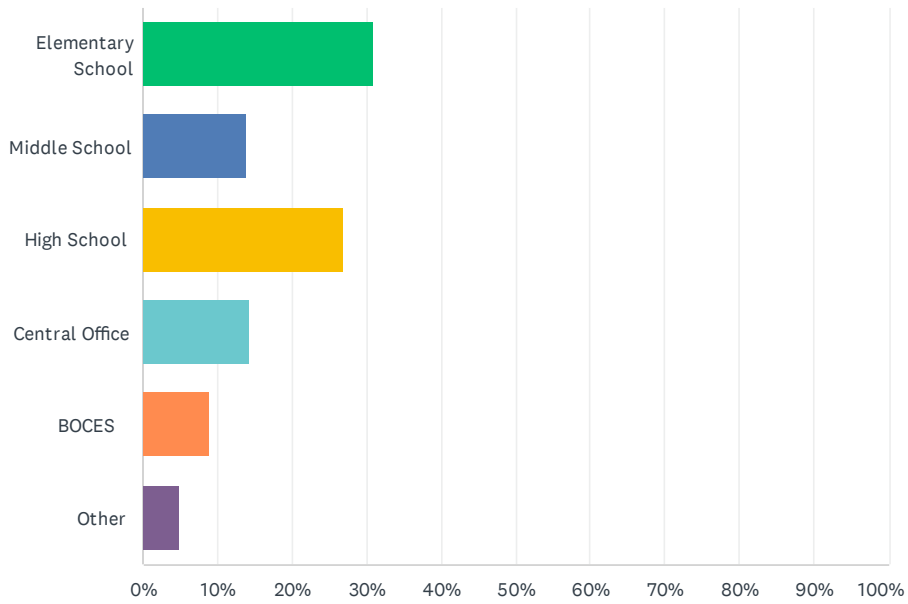
Answered: 671 Skipped: 5



ANSWER CHOICES	RESPONSES	
Yes	85.84%	576
No	14.16%	95
TOTAL		671

Q14 What best describes your primary workplace?

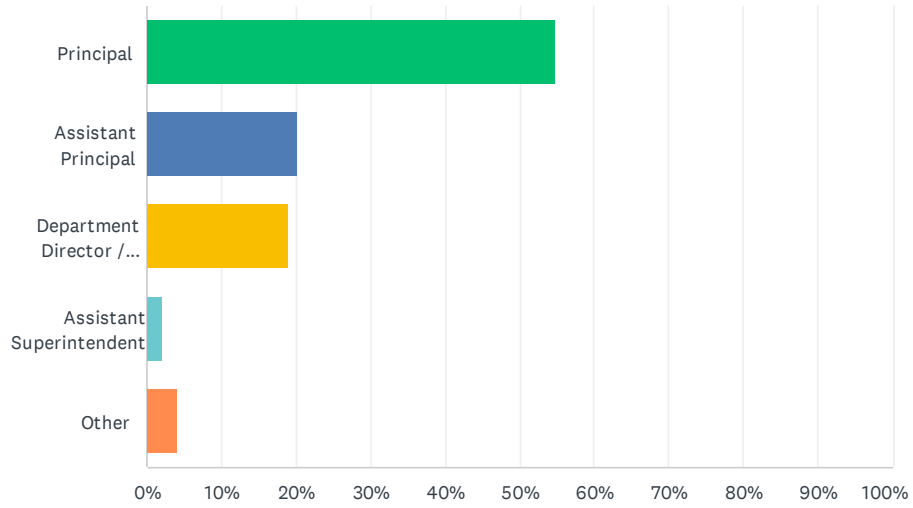
Answered: 675 Skipped: 1



ANSWER CHOICES	RESPONSES	
Elementary School	30.96%	209
Middle School	13.93%	94
High School	26.96%	182
Central Office	14.22%	96
BOCES	9.04%	61
Other	4.89%	33
TOTAL		675

Q15 What best describes your work:

Answered: 676 Skipped: 0



ANSWER CHOICES	RESPONSES	
Principal	54.73%	370
Assistant Principal	20.27%	137
Department Director / Supervisor	18.93%	128
Assistant Superintendent	2.07%	14
Other	3.99%	27
TOTAL		676